

Salamander

Introduction & application

Salamander Super is a high quality ceramic bonded clay graphite crucible range manufactured by plastic forming techniques. Salamander Super crucibles are used to provide consistent performance in fuel-fired furnaces and medium / high frequency induction furnaces. The smaller sizes are typically used to melt precious metals, while larger sizes can be used for some ferrous alloys such as grey iron as well as to melt non-ferrous alloys. These crucibles are ideally suitable for applications requiring high liquid metal non-wettability with the crucible wall.

Typical Metal Casting Temperature

850°C - 1600°C

Performance Characteristics

- Clean melting
- Good thermal conductivity
- Good resistance to chemical corrosion
- High refractoriness

Identification

These crucibles are colored black and are available in a larger sizes used in induction furnaces of medium and high frequency.

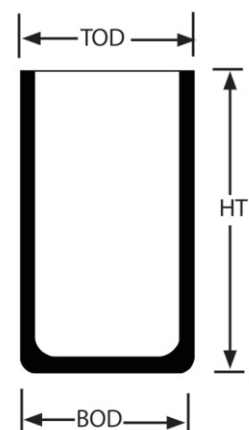
Pattern Range

Salamander Super crucibles are available in a range of sizes as A-shapes, F-shapes (bilge), and E-shape cylinders to suit a wide spectrum of end user requirements. Ladle liners are also available in standard or bottom pour configuration.



Straight Shape Clay Graphite Crucibles - For Induction Furnaces

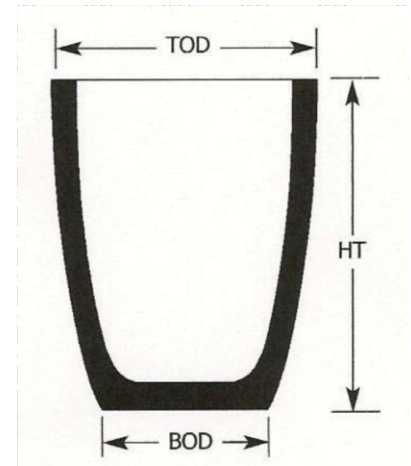
PATTERN	HT mm	TOD mm	BOD mm	BRIMFUL CAPACITY Water Litres	BRASS CAPACITY Kgs
E323	318	165	165	4.3	25
E375	270	205	195	4.4	26
E305	500	310	310	21	120
E303	200	110	110	1.1	6.4



Salamander

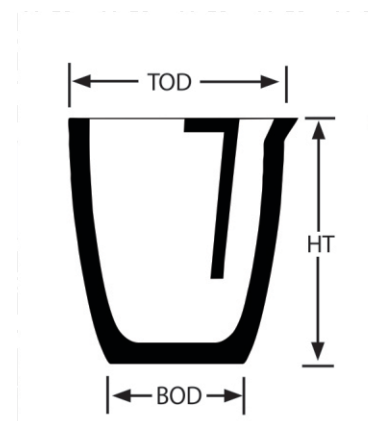
Salamander Clay Graphite Crucibles A shape Crucibles

PATTERN NO.	DESCRIPTION	HT mm	OUTSIDE DIAMETER		BRIMFUL CAPACITY Water Liters	BRASS CAPACITY Kgs
			TOD mm	BOD mm		
A5/0	A&0032H0035	35	32	24	0.01	0.09
A3/0	A&0046H0052	52	46	30	0.03	0.22
A1/0	A&0060H0067	67	60	41	0.07	0.56
A0.5	A&0068H0078	78	68	48	0.13	1
A1	A& 0079H0097	97	79	55	0.16	1.5
A1.5	A&0090H0092	92	90	55	0.2	2.1
A2	A&0095H0109	109	95	61	0.33	2.5
A3	A&0105H0127	127	105	70	0.49	3.7
A4	A&0114H0141	141	114	76	0.75	5.6
A5	A&0124H0152	152	124	86	0.91	6.8
A6	A&0130H0165	165	130	95	1.2	9
A7	A&0140H0175	175	140	105	1.46	11.3
A8	A&0156H0184	184	156	108	1.67	12.5
A10	A&0160H0200	200	160	110	2	15.5
A12	A&0171H0210	210	171	121	2.4	19.5
A16	A&0184H0232	232	184	130	3.07	23
A20	A&0197H0260	260	197	145	4	30
A25	A&0210H0280	280	210	155	4.8	36
A30	A&0232H0290	290	232	160	5.72	43
A40	A&0232H0318	318	232	160	6.67	50
A50	A&0248H0324	324	248	180	8	60
A60	A&0276H0362	362	276	190	10.27	77
A70	A&0292H0315	315	292	200	12.4	93
A80	A& 0300H0397	397	300	210	14.01	105
A100	A&0324H0400	400	324	230	15.97	120
A120	A&0333H0435	435	333	240	18.36	138
A150	A&0362H0452	452	362	250	22.36	168
A200	A&0400H0491	491	400	285	31.88	239



Crucibles with Baffle Plate

PATTERN	HT mm	TOD mm	BOD mm	BRIMFUL CAPACITY Water Litres	BRASS CAPACITY Kgs
AP30	290	232	160	5.7	43
AP40	318	232	160	6.7	50
AP50	324	248	178	8	60
AP60	362	276	190	10	77
AP70	375	292	200	12	93



- Our crucibles are recommended for non-ferrous alloys except those containing more than 30% of Nickel, Chromium or Iron.
- Crucible Working capacity = 90% of (Water liter capacity x Specific gravity of the metal)
Specific gravity of various metals are: Aluminium = 2.72, Brass = 8.35, Copper = 8.9, Gold = 19.3, Silver = 10.5, Zinc = 7.12, Iron = 7.85

All dimensions are subject to normal manufacturing tolerances. Morgan reserves the right to change specifications at any time