





Recommended Minimum Spare Parts List EMF-H Cupellation Furnace

<i>Image</i>	<i>Description</i>	<i>Suggested Stock Qty.</i>	<i>Part Number</i>
	Ceramic Anchor 3" (Complete Assembly) (Set of 8)	1	PC128008
	Contactor, 22kw (For EMF Range)	1	RCALR433
	Element Clip, 25mm	24	RC112000
	Element Strap,(50A,25mm)	24	RC116000
	Furnace Tile, 650 x 650 x 25mm (Suit No 8 & No 9 Muffle)	10	LFT65025
	Heating Element, Silicon Carbide 25 x 500 x 1000	12	RC112151
	Superwool Ceramic Fibre Blanket 25mm 7.6m x 610mm	1	JB128025
	Muffle No 8. (Suit MF-168 & EMF-H)	2	FMUFFLW8
	Temperature Controller RKC100CB	1	RF381RKC
	Thermocouple Element, 230mm plus 75mm, Type "K"	6	PC101LCF

Recommended Minimum Spare Parts List EMF-H Cupellation Furnace

<i>Image</i>	<i>Description</i>	<i>Suggested Stock Qty.</i>	<i>Part Number</i>
	Thermocouple Sheath (Inner) 250 x 10mm	4	RC102CFE
	Thermocouple Sheath (Outer) 250 x 15mm	4	RC103CFE
	Timer, Panasonic TB53	1	RCALTB53
	Vent Tube No.5 (Large Slotted) Suit Muffle No. 5 & 8	2	FTUBES05
	Parts Packaging & ISPM15 Certified Wood Crate	1	ZZPCRATE