




Recommended Minimum Spare Parts List EMF-C Cupellation Furnace

<i>Image</i>	<i>Description</i>	<i>Suggested Stock Qty.</i>	<i>Part Number</i>
	Ceramic Anchor 3" (Complete Assembly) (Set of 8)	1	PC128008
	Contactor, 22kw (For EMF Range)	1	RCALR433
	Element Clip, 15mm	24	RC109000
	Element Strap (25A,15mm)	24	RC115000
	Furnace Tile, 450 x 250 x 15mm (Suit No. 4 Muffle)	10	LFT46019
	Heating Element, Silicon Carbide 16 x 300 x 700	12	RC112167
	Superwool Ceramic Fibre Blanket 25mm 7.6m x 610mm	1	JB128025
	Muffle No.4 Small "D" Mould Slotted Vent	2	FMUFFLW4
	Temperature Controller RKC100CB	1	RF381RKC
	Thermocouple Element, 230mm plus 75mm, Type "K"	6	PC101LCF
	Thermocouple Sheath (Inner) 250 x 10mm	4	RC102CFE

Recommended Minimum Spare Parts List EMF-C Cupellation Furnace

<i>Image</i>	<i>Description</i>	<i>Suggested Stock Qty.</i>	<i>Part Number</i>
	Thermocouple Sheath (Outer) 250 x 15mm	4	RC103CFE
	Timer, Panasonic TB53	1	RCALTB53
	Vent Tube No.4 (Small Slotted) Suit Muffle No. 4	2	FTUBES04
	Parts Packaging & ISPM15 Certified Wood Crate	1	ZZPCRATE