






Recommended Minimum Spare Parts List MFD LPG Cupellation Furnace

<i>Image</i>	<i>Description</i>	<i>Suggested Stock Qty.</i>	<i>Part Number</i>
	Ceramic Anchor 3" (Complete Assembly) (Set of 8)	1	PC128008
	Flame Controller LME44.056C2	2	RFLME440
	Furnace Tile, 560 x 470 x 22mm (Suit No. 5 & 6 Muffle)	10	LFT56022
	Igniter Rod (LPG)	2	RF208FF5
	Ignition Transformer, TC1LVCA	1	RTC1L926
	Superwool Ceramic Fibre Blanket 25mm 7.6m x 610mm	1	JB128025
	Muffle No.5 Large "D" Mould, Slotted Vent	2	FMUFFLW5
	Solenoid Valve (Complete)	4	LPGASCOV
	Temperature Controller RKC100CB	1	RF381RKC
	Thermocouple Element, 230mm plus 75mm, Type "K"	6	PC101LCF
	Thermocouple Sheath (Inner) 250 x 10mm	4	RC102CFE

Recommended Minimum Spare Parts List MFD LPG Cupellation Furnace

<i>Image</i>	<i>Description</i>	<i>Suggested Stock Qty.</i>	<i>Part Number</i>
	Thermocouple Sheath (Outer) 250 x 15mm	4	RC103CFE
	U.V. Amp Meter	1	RF373UVA
	U.V. Amplifier AGQ3.1A27	2	RAGQ31A2
	U.V. Cell, (Flame Detector) QRA.2	4	RF204FF3
	Vent Tube No.5 (Large Slotted) Suit Muffle No. 5 & 8	2	FTUBES05
	Parts Packaging & ISPM15 Certified Wood Crate	1	ZZPCRATE