







## Recommended Minimum Spare Parts List MFC LPG Cupellation Furnace

<i>Image</i>	<i>Description</i>	<i>Suggested Stock Qty.</i>	<i>Part Number</i>
	Ceramic Anchor 3" (Complete Assembly) (Set of 8)	1	PC128008
	Flame Controller LME44.056C2	2	RFLME440
	Furnace Tile, 450 x 250 x 15mm (Suit No. 4 Muffle)	10	LFT46019
	Gauge, Gas 0 to 250 KPA	1	PF334OPE
	Igniter Rod (LPG)	2	RF208FF5
	Ignition Lead (Copper Cord) (Per metre)	5	RF217000
	Ignition Transformer, TC1LVCA	1	RTC1L926
	Muffle No.4 Small "D" Mould Slotted Vent	2	FMUFFLW4
	Solenoid Valve (Complete)	4	LPGASCOV
	Temperature Controller RKC100CB	1	RF381RKC
	Thermocouple Element, 230mm plus 75mm, Type "K"	6	PC101LCF

## Recommended Minimum Spare Parts List MFC LPG Cupellation Furnace

<i>Image</i>	<i>Description</i>	<i>Suggested Stock Qty.</i>	<i>Part Number</i>
	Thermocouple Sheath (Inner) 250 x 10mm	4	RC102CFE
	Thermocouple Sheath (Outer) 250 x 15mm	4	RC103CFE
	U.V. Amp Meter	1	RF373UVA
	U.V. Amplifier AGQ3.1A27	2	RAGQ31A2
	U.V. Cell, (Flame Detector) QRA.2	4	RF204FF3
	Vent Tube No.4 (Small Slotted) Suit	2	FTUBES04
	Muffle No. 4	2	FTUBES04
	Parts Packaging & ISPM15 Certified Wood Crate	1	ZZPCRATE